

# Tusk Cylinder Holding and Camshaft Timing Plate



Congratulations on your purchase of a Tusk Product. The Tusk Cylinder Holding and Camshaft Timing Plate facilitates in rebuilding the top/bottom end on your RZR. This easy to use Tusk tool is a must have for valve adjustments, engine tear down, and engine assembly. *When in need of quality parts or accessories for your motorcycle, ATV or UTV, think Tusk!*

Part Number: 2024860001



INSTALLATION INSTRUCTIONS AND INFORMATION

## Kits Includes:




Using the Tusk tool for holding of the engine cylinder to the engine block strictly used in this step to ease the assembly of the rest of the engine before installing the engine cylinder head.

- With the engine safely suspended on an engine stand or work station, locate the two middle cylinder head mounting holes. Hand tighten the (2) OEM mounting hole bolts with the provided (2) - 2.75" Aluminum Spacers through the **Tusk Timing Plate** into the mounting holes in the engine block as shown in **(Fig.1)**.

The tool can also be used to set engine to correct timing.

- Setting up the tool for engine timing. With the engine set to top dead center (refer to the machine's service manual for information) slide and install the timing plate on the end of the cam shafts slots as shown in **(Fig.2)**.



Enjoy the use your new Tusk cylinder Holding and Crankshaft Timing Plate tool!